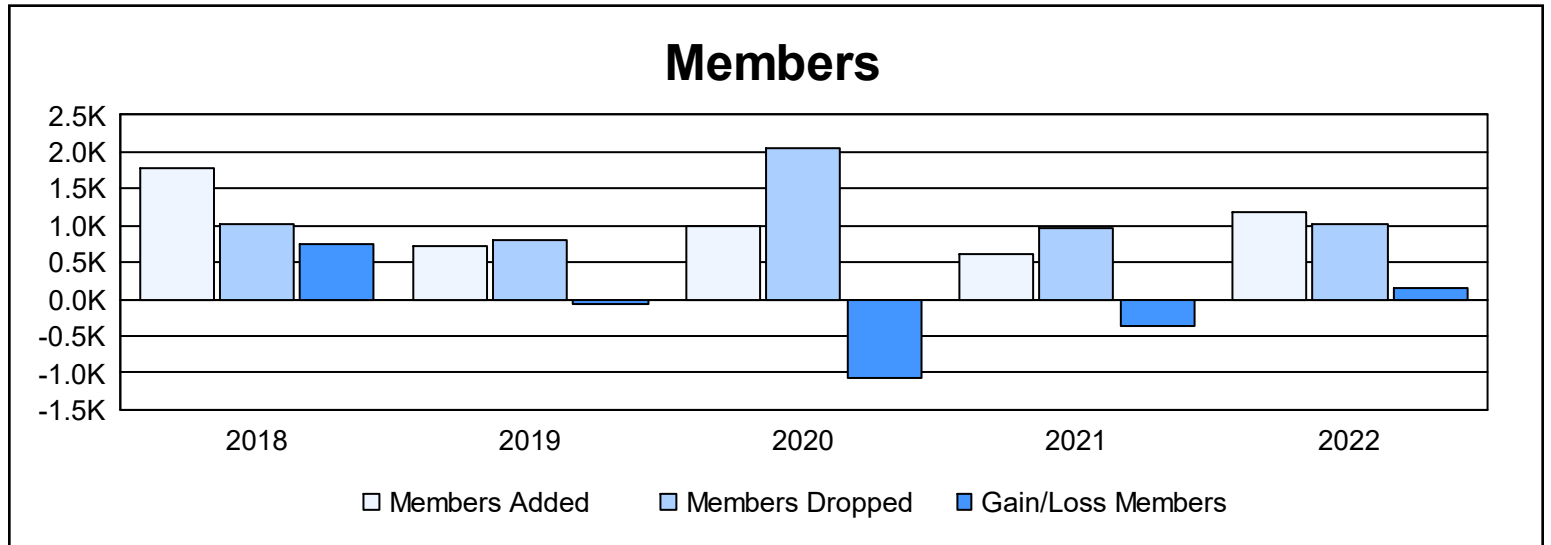
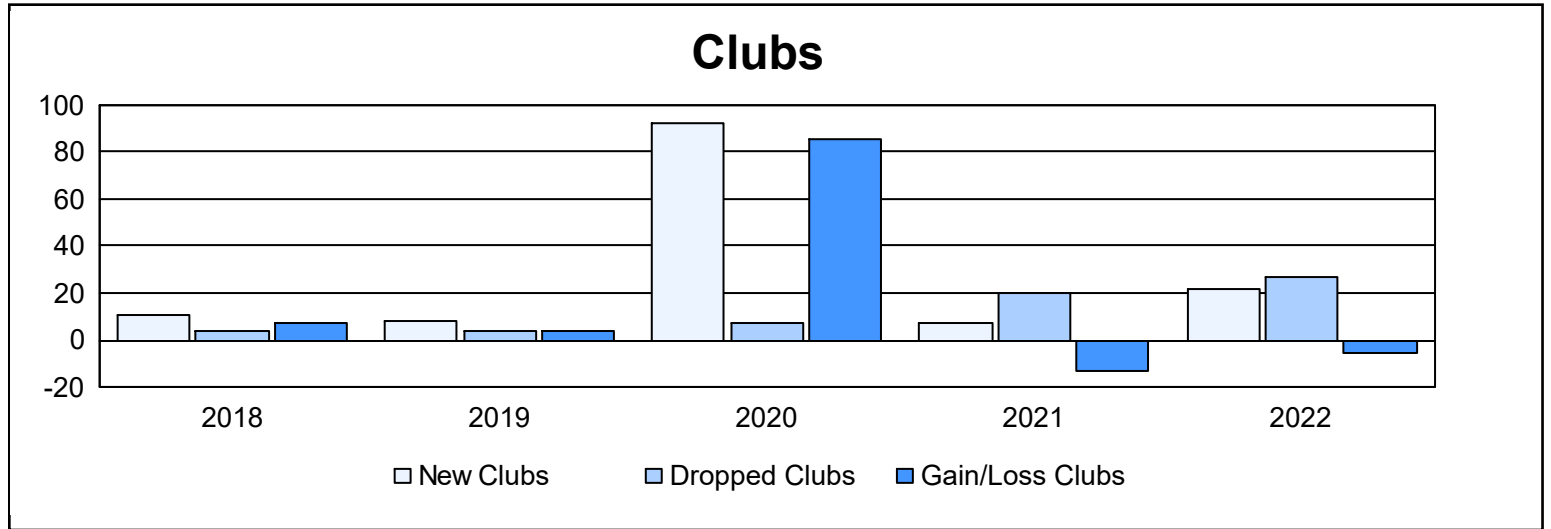
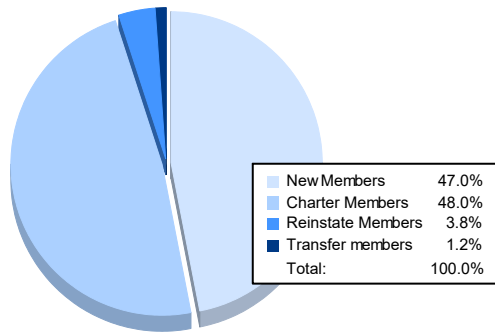


Year	New Clubs	Dropped Clubs	Gain/ Loss Clubs	New Members	Charter Members	Reinstate Members	Transfer Members	Total Member Added	Total Members Dropped	Gain/ Loss Members
2017-2018	11	4	7	971	729	59	13	1,772	1,025	747
2018-2019	8	4	4	488	176	47	14	725	790	-65
2019-2020	92	7	85	193	696	71	22	982	2,064	-1,082
2020-2021	7	20	-13	289	169	134	8	600	976	-376
2021-2022	22	27	-5	553	565	45	14	1,177	1,028	149
<b>Average</b>	<b>28</b>	<b>12</b>	<b>16</b>	<b>499</b>	<b>467</b>	<b>71</b>	<b>14</b>	<b>1,051</b>	<b>1,177</b>	<b>-125</b>



### Membership Composition June 2022 Cumulative



### Gender Composition June 2022 Cumulative

